

**KHSAA TITLE IX
ANNUAL REPORT SUBMISSION
STATUS REPORT
2009-2010**

KHSAA
Form T65
Revised 4/09

TO: KHSAA Member School Superintendents, Principals, and Athletic Directors

FROM: Brigid L. DeVries, Commissioner
Darren Bilberry, Assistant Commissioner

DATE: May 20, 2010

School	Model Laboratory High School	Reviewed by	Kathy Johnston
--------	------------------------------	-------------	----------------

The following is a status report regarding the required 2009-2010 Title IX Annual Report submission of forms due into the KHSAA office by April 15, 2010. Appropriate KHSAA Audit Team personnel have reviewed these forms and the following is a summary of this review.

I. Checklist of Forms properly submitted in a satisfactory manner:

<input checked="" type="checkbox"/>	GE 19 (Annual Verification)	<input checked="" type="checkbox"/>	T-35 (Budget Expenses)
<input checked="" type="checkbox"/>	T-1 (Summary Program Chart 1)	<input checked="" type="checkbox"/>	T-36 (Budget Expenses)
<input checked="" type="checkbox"/>	T-2 (Summary Program Chart 2)	<input checked="" type="checkbox"/>	T-41 (Checklist - Overall Interscholastic Program)
<input checked="" type="checkbox"/>	T-3 (Summary Program Chart 3)	<input checked="" type="checkbox"/>	T-60 (Corrective Action Plan)
<input checked="" type="checkbox"/>	T-4 (Summary Program Chart 4)	<input checked="" type="checkbox"/>	T-63 (Interscholastic Survey Results)

II. Status

A.	<input checked="" type="checkbox"/>	2009-2010 Forms are satisfactory and no further information or action is necessary at this time.
B.		Errors have been noted with respect to the following forms:
C.		The following forms were omitted and must be submitted by school representatives:
D.	<input checked="" type="checkbox"/>	According to the 2009-2010 data, the school appears to be meeting the standards established in: <input type="checkbox"/> Test 1 (Athletic participation is proportionate to enrollment) <input type="checkbox"/> Test 2 (History and continuing practice of program expansion) <input checked="" type="checkbox"/> Test 3 (Full and effective accommodation of interests and abilities)
E.	<input checked="" type="checkbox"/>	Other Recommendation and Comments: According to the data and responses submitted, the school is currently meeting the standard for Test 3 for the provision of athletic opportunity. In the area of benefits, total athletic spending appears to be within acceptable parameters both on a percentage and per athlete basis. Thank you.



**KENTUCKY HIGH SCHOOL ATHLETIC ASSOCIATION
2009-2010 ANNUAL VERIFICATION OF TITLE IX PROCEDURES**

KHSAA Form GE19
Rev. 04/09

(To be submitted by April 15, 2010 along with other required forms)

The Model Laboratory High School,
Richmond, Kentucky
 (Name of High School) (City)

certifies to the Kentucky High School Athletic Association that the following is an accurate and true representation of the facts surrounding compliance with 20 U.S.C. Sections 1681-1688, et. Seq. (also known as Title IX). I certify the following provisions in accordance with records at the school contained in the permanent Title IX file, at least one copy of which must be maintained in the Principal's office, and to the best of my knowledge have completed the following tasks:

I. Established a gender equity committee at the high school. (List committee personnel and provide attachment if necessary)

Name	Address	Phone	Title
			(Supt., Principal, Student, Parent, Coach, Etc.)
Amy Childers	122 Forest Hills Dr.	661-3093	Parent
Amy Hughes	624 Autumnwood Dr.	396-8673	Parent
Theresa Lowe	117 Dallas Drive	624-2518	Parent
Kenna Middleton	509 Pinehurst Cr.	624-2364	Parent
Frances Johnson	1203 Miller Dr. Apt A	623-9293	Parent
Frank Kubala	123 General Nelson Dr.	626-0497	Parent
Wes Scarberry	123 General Cleburne Dr.	421-9636	Coach
Deanna Johnson	1203 Miller Dr. Apt A	623-9293	Student

II. Scheduled a minimum of three meetings during the 2009-2010 school year on the following dates:

June 3, 2009
April 7, 2010
June 2, 2010

III. Designated the following person(s) as the Title IX coordinator for the school:

Name	Title	Address	Phone
Barb Shafer	Athletic Director	521 Lancaster Ave. Richmond, KY 40475	859-622-1035

IV. Designated the following person(s) as the Title IX coordinator for the district:

Name	Title	Address	Phone
Barb Shafer	Same as above	Same as above	Same as above

School personnel are continuing to make periodic reviews of the boys' and girls' athletics program reflected in the Corrective Action Plan.

In addition to the above information, the above referenced school maintains a complete permanent file relative to Title IX records including copies of the self-assessment audit, all corrective action plans, and other related materials.

April 1

2010

Principal's Signature

Date

Superintendent Signature

School Board Chairpersons' Signature

(Send original copy to KHSAA - Maintain duplicate in Title IX school folder)

Title IX Committee Members - Model High School (Cont.)

Emily Lowe	117 Dallas Dr.	624-2518	Student
Shelby Schneid	401 Brookstown Rd.	624-5020	Student
Hunter Conner	122 Forest Hills Dr.	661-3093	Student
Michael Hughes	624 Autumnwood Dr.	396-8673	Student
Anders Kipp	3013 Woodfield Dr.	623-0497	Student



**2009-2010
ACCOMMODATION OF INTERESTS AND ABILITIES
SUMMARY PROGRAM CHART (Form T-1)**

KHSAA Form T1
Rev. 11/09

Participation Opportunities: Test One - Proportionality

		(Column 1)	(Column 2)	(Column 3)	(Column 4)
	Program	Enrollment	Percentage of Total Enrollment	Number of Interscholastic Participants (double and triple count)	Percentage of Total Participation
Row 1	GIRLS	114	52%	162	46%
Row 2	BOYS	105	48%	192	54%
Row 3	Totals	219	100%	354	100%

Instructions: *Number of 8th grade students & below used in Column 3 and Column 4 calculations: 54 _____

- 1) Determine the total number of girls enrolled, (place in Row 1, Column 1). Determine the total number of boys enrolled, (place in Row 2, Column 1).
- 2) Add the total number of girls and boys enrolled to determine total enrollment, (place in Row 3, Column 1).
- 3) Calculate the percentage of total enrollment that is female. (Divide Row 1, Column 1 by Row 3, Column 1 and place in Row 1, Column 2.) Calculate the percentage of total enrollment that is male. (Divide Row 2, Column 1 by Row 3, Column 1 and place in Row 2, Column 2.) Note: Row 1, Column 2 plus Row 2, Column 2 should total 100%.
- 4) Ask coaches to confirm the names of those individuals who are on the team as of the first **date of regular season competition**, and cross out the names of those who were cut from the team or quit the team prior to the first regular season competitive event. Determine the total number of interscholastic athletics participants that are girls, (and place in Row 1, Column 3). In order to determine the total number of athletics participants, an individual should be counted each time he or she participates on a team. For example, if Jane Doe competes on the varsity volleyball team, the junior varsity volleyball team, the junior varsity basketball team, and the varsity softball team, she should be counted as four participants (**do not include club or intramural sports participants, cheerleaders, dance teams, or pom squads**). Calculate the same way for boys and girls. * In addition, should 8th grade students and below play on a Freshman, Junior Varsity, or Varsity team, they should also be counted for each team and sport on which they participate. If applicable, please asterisk in the above notation as to how many 8th grade students & below are included in the totals.
Using the same procedure, determine the total number of interscholastic athletic participants that are boys, (and place in Row 2, Column 3). Add Row 1, Column 3 plus Row 2, Column 3 to get total participants and place in Row 3, Column 3.
- 5) Calculate the percentage of female participation. (Row 1, Column 3 divided by Row 3, Column 3 and place in Row 1, Column 4.) Calculate the percentage of male participation. (Row 2, Column 3 divided by Row 3, Column 3 and place in Row 2, Column 4.) Note: Row 1, Column 4 plus Row 2, Column 4 should total 100%.

Note: While being within three percent is not a formal compliance standard, if the percent listed in Row 1, Column 4 is within 3% of Row 1, Column 2, then it provides a good target within which compliance is likely.


Principal's Signature: _____ Date: 4/1/10



**2009-2010
ACCOMMODATION OF INTERESTS AND ABILITIES
SUMMARY PROGRAM CHART (FORM T-2)
PARTICIPATION OPPORTUNITIES: TEST TWO - PROGRAM
EXPANSION**

		Column 1	Column 2	Column 3	Column 4	Column 5
Program		Number of Teams Currently Offered	Number of Participants	Number of Teams Added Since the beginning of the 2005-2006 School Year	Current Number of Participants for the 2009-2010 school year who are playing on teams added since the 2005-2006 School Year	Percent of Total Participation By Sex Added Since the beginning of the 2005-2006 School Year
GIRLS Row 1	varsity:	8	117	1	10	
Row 2	j.v.:	3	35			
Row 3	frosh:	1	10	1	10	
Row 4	total:	12	162	2	20	12%
BOYS Row 5	varsity:	8	126			
Row 6	j.v.:	4	55	1	6	
Row 7	frosh:	1	11			
Row 8	total:	13	192	1	6	.03%

- 1) For Column 1, list the number of interscholastic teams offered for girls and boys at each competitive level (varsity, junior varsity, and freshman). For girls, total each of the entries in Rows 1, 2, and 3 into Row 4. For boys, total Rows 5, 6, and 7 into Row 8.
- 2) For Column 2, list the number of participants at each level. For girls, total each of the entries in Rows 1, 2, and 3 into Row 4. For boys, total Rows 5, 6, and 7 into Row 8. Note: The totals in Row 4 for girls and in Row 8 for boys must be the same as the totals in Form T-1, Column 3, Rows 1 and 2 respectively.
- 3) For Column 3, list the number of interscholastic teams that have been added in the last five years at each competitive level. Count each team added during the 5 year period only one time. e.g. Girl's junior varsity soccer was added 3 years ago, count the team only once, not 3 times. For girls, total the entries in Rows 1, 2, and 3 into Row 4. For boys, total Rows 5, 6, and 7 into Row 8.
- 4) For Column 4, list the number of participants that are currently on each level of the teams that were added in the last five years. If a team was added previously but no longer exists, there are no current participants to be added for that team. For girls, total the entries in Rows 1, 2, and 3 into Row 4. For boys, total Rows 5, 6, and 7 into Row 8.
- 5) For Column 5, calculate the percentage of participants that have been added in the last five years. For girls, take the number in Column 4, Row 4 and divide by the number in Column 2, Row 4. For boys, take the number in Column 4, Row 8 and divide it by the number in Column 2, Row 8.
- 6) **Note: If the percentage of current participants added in the last five years is 25% or greater for the underrepresented sex (most likely girls), compliance with Test Two may be possible. If less than 25%, then compliance with Test Three should be analyzed. CAUTION: 25% is not a formal compliance standard.**

Principal's Signature:  Date: 4/1/10



**2009-2010
ACCOMMODATION OF INTERESTS AND ABILITIES
SUMMARY PROGRAM CHART (FORM T-3)**

KHSAA Form T3
Rev. 11/09


Participation Opportunities Test Three Full Accommodation

FOR ANY QUESTION ANSWERED "YES" IDENTIFY THE RESPECTIVE SPORT(S).

	GIRLS (Yes / No)		BOYS (Yes / No)
1. Based on the responses from your most recent student survey, is there sufficient interest to form a viable interscholastic team for a sport not currently offered? If yes, what sport?	NO		NO
2. For a sport not currently offered at the varsity level, is there sufficient interest based on your most recent Student Interest Survey to form a viable team for an interscholastic freshman team or junior varsity team?	NO		NO
3. For a sport currently offered at the interscholastic Junior Varsity or freshmen level, is there sufficient interest, based on your most recent Student Interest Survey, to form a varsity team?	NO		NO
4. If you answered YES to question (1), (2), or (3), are there enough high schools in the geographic area offering the sport (at the appropriate level) to allow for the development of a reasonable schedule of competition?	N/A		N/A
5. If you answered YES to question (1), (2), (3), or (4), are there enough high schools in the geographic area offering the sport (at the appropriate level) to allow for the development of a reasonable schedule of competition?	N/A		N/A

Remember, test three – full accommodation means addressing the unmet interest of the underrepresented sex (most likely girls), not the overrepresented sex (most likely boys).

Plans to Address Interest:

Principal's Signature :  Date: 4/1/10



**2009-2010
ACCOMMODATION OF INTERESTS AND ABILITIES
SUMMARY PROGRAM CHART (FORM T-4)**

KHSAA Form T4
Rev. 11/09

Levels of Competition Test One

		Column 1	Column 2	Column 3
Girls	Team Levels	Number of Teams Currently Offered	Number of Participants	Percentage of Participants at Each Level
Row 1	varsity:	8	117	72%
Row 2	j.v.:	3	35	22%
Row 3	frosh:	1	10	6%
Row 4	total:		162	100%
Boys				
Row 5	varsity:	8	126	66%
Row 6	j.v.:	4	55	29%
Row 7	frosh:	1	11	5%
Row 8	total:		192	100%

- 1) Column 1, list the number of interscholastic teams offered for girls and boys at each competitive level; varsity, junior varsity, and freshman. (Refer to Form T-2, Accommodation of Interests and Abilities, Summary Program Chart 2, Column 1.)
- 2) For Column 2, list the number of participants at each level. For girls, total the entries in Rows 1, 2, and 3 into Row 4. For boys, total the entries in Rows 5, 6, and 7 into Row 8. (Refer to Form T-2, Accommodation of Interests and Abilities, Summary Program Chart 2, Column 2.)
- 3) For Column 3, calculate the percentage of female and male participants at each level.
 For girls' varsity, junior varsity, and frosh, respectively:
 - Divide Column 2, Row 1 by Column 2, Row 4, and place the percentage in Column 3, Row 1
 - Divide Column 2, Row 2 by Column 2, Row 4, and place the percentage in Column 3, Row 2.
 - Divide Column 2, Row 3 by Column 2, Row 4, and place the percentage in Column 3, Row 3.
 For boys' varsity, junior varsity, and frosh, respectively:
 - Divide Column 2, Row 5 by Column 2, Row 8, and place the percentage in Column 3, Row 5.
 - Divide Column 2, Row 6 by Column 2, Row 8, and place the percentage in Column 3, Row 6.
 - Divide Column 2, Row 7 by Column 2, Row 8, and place the percentage in Column 3, Row 7.

Principal's
Signature: _____

Date: 4/1/10



**2009-2010 KHSAA TITLE IX ATHLETICS AUDIT (Form T-41)
Checklist - Overall Interscholastic Athletics Program**

KHSAA Form T41
Rev. 11/09

DIRECTIONS:

For the Areas of Compliance (Opportunities and Benefits) listed on the left hand side of the page, place a checkmark under the appropriate column identifying whether your school provided an advantage to the Girls' Program, or to the Boys' Program or to Neither Program. A review of T-35 and T-36 spending patterns might be helpful in completing this form.

Areas of Compliance:	ADVANTAGE TO:		
	GIRLS' PROGRAM	BOYS' PROGRAM	NEITHER PROGRAM
OPPORTUNITIES			
Accommodation of Interest and Abilities			X
BENEFITS			
Equipment and Supplies			X
Scheduling of Games and Practice Time			X
Travel and Per Diem Allowances			X
Coaching			X
Locker Rooms, Practice and Competitive Facilities			X
Medical and Training Facilities and Services			X
Publicity			X
Support Services			X
Housing and Dining			X
Tutoring			X
Athletic Scholarships			N/A

If an advantage/inequity is indicated, corrective action should be shown on the Corrective Action Plan, Form T-60.

Principal's
Signature: _____

Date: 4/1/10



2009-2010

**ACTUAL EXPENDITURES - PROGRAM COMPARISON CHART 1 (FORM T-35)
TO INCLUDE BOOSTER CLUB FUNDING**

KHSAA Form T-35
REV. 11/09

Sports	Equipment and Supplies		Travel		Awards		Coaches' salaries (to include supplemental and extended employment; dollar amount required)			Facilities improvements			Publications (if sport-specific)		
	Expenditures		Expenditures		Expenditures		Expenditures			Expenditures			Expenditures		
	School	Booster	School	Booster	School	Booster	School	# Coaches for all levels / # Teams for all levels	School	Booster	School	Booster	School	Booster	
G basketball	119.23	9161.66	2038.75		52.56	510.50	4737.00	3/3							
B basketball	119.23	8945.69	2670.00		52.56	1179.00	4737.00	3/3							
G softball	700.23	2996.32	2375.00	720.30	52.56	70.00	2006.00	2/2							
B baseball	690.62	3828.25	2313.41		52.56	297.30	2006.00	2/2							
G cross country	54.00	586.55	350.00		52.56	52.92	654.00	1/1							
B cross country	54.00	586.55	350.00		52.56	52.92	654.00	1/1							
G golf	0	873.00	261.00		52.56	0	916.00	1/1							
B golf	0	1416.78	248.00		52.56	0	916.00	1/1							
G soccer	270.00	2800.90	438.00		52.56	1334.00	2006.00	2/2				2500.00			
B soccer	270.00	2548.00	2025.00		52.56	973.26	2006.00	2/2				2500.00			
G swimming	0	3331.10	89.00	3875.32	52.56	802.94	1003.00	2/2							
B swimming	0	3331.10	89.00	3875.32	52.56	802.94	1003.00	2/2							

1. Total expenditures on T-35 and T-36 on the 2009-2010 year report due by April 15, 2010 of each school year, should reflect the total monies spent (rounded off to nearest dollar) for the entire school year of 2008-2009 ending June 30, 2009.

2. Booster Club Funding/Contributions must be included in the above expenditures total. (Note: It is illegal for coaches to be paid by Booster Clubs - Reference KHSAA Bylaw 27)

Principal's Signature: _____

Date: 4/1/2010



**2009-2010
ACTUAL EXPENDITURES - PROGRAM COMPARISON CHART 2 - (Form T36)
TO INCLUDE BOOSTER CLUB FUNDING**

KHSAA Form T36
REV. 11/09

Sports	Equipment and supplies		Travel		Awards		Coaches' salaries (to include supplemental and extended employment; dollar amount required)			Facilities improvements		Publications (if sport-specific)	
	School	Booster	School	Booster	School	Booster	School	Booster	# Coaches for all levels / # Teams for all levels	School	Booster	School	Booster
G track	199.50	2220.60	879.00		52.56	301.65	824.00		2/1				
B track	199.50	2220.60	879.00		52.56	301.65	824.00		2/1				
G tennis	222.56	1263.00	442.00		52.56	0	743.00		1/1				
B tennis	222.56	1478.12	166.00		52.56	0	743.00		1/1				
G volleyball													
B wrestling													
G (list sport)													
B football													
G (list sport)													
B (list sport)													

1. Total expenditures on T-35 and T-36 on the 2009-2010 year report due by April 15, 2010, should reflect the total monies spent (rounded off to nearest dollar) for the entire school year of 2008-2009 ending June 30, 2009.

2. Booster Club Funding/Contributions must be included in the above expenditures totals. Indicate percentage of total expenditures for each gender. (If disparities are obvious, list on your Corrective Action Plan (T-60) what action you will take to correct the problem.)

Gender	Expenditures	Percentage
Boys	\$57,943.28	51 %
Girls	\$55,148.51	49 %
Total:	\$113,091.79	100%

Principal's Signature: _____

Date: 4/01/2010




**2009-2010 TITLE IX
CORRECTIVE ACTION PLAN
(FORM T-60)**

SCHOOL NAME Model Laboratory High
School _____

DIRECTIONS:

- For Column 1, indicate the intended area (Opportunities or Benefits) which needs corrective action in order to achieve gender equity. For Column 2, write the suggested change or activities that will correct the area in need of alteration. For Column 3, include the estimated completion date for the changes or activities.
- It is possible to attain compliance with Title IX and no longer need "corrective" action. However, the KHSAA strongly encourages compliant schools to identify items for improvement (Column 1), activities to accomplish the improvement (Column 2) and a timetable for completion (Column 3) that will strengthen the athletic program.
- You may copy this form as needed. Please attach corrective action plans along with audit forms and submit by April 15, 2010.

COLUMN 1 SPECIFIC ITEM FOR CORRECTION/ IMPROVEMENT	COLUMN 2 PLAN FOR SUGGESTED CHANGE	COLUMN 3 START DATE AND COMPLETION DATE OF CORRECTIVE ACTION
FACILITIES	1) Update Boys Varsity Locker room, paint gym 2) Softball/Baseball field drainage, concession 3) Team covered benches, concession stand	1) 2001 - ongoing 2) 2009 - ongoing 3) 2009 - ongoing
EQUITABLE DISTRIBUTION OF TEAM UNIFORM FUNDING	1) Continue 3 year rotation plan developed in 2000.	1) Ongoing - 2010-11 Girls HS Softball
STUDENT ATHLETE ROLE	1) Participation on Athletic Council 2) Student Athlete Handbook 3) Improved communication and participation	1) Ongoing - yearly commitment 2) Send out with Summer mailing packet, online 3) Attend HYPE conference, Pep Club Activities
COACHING STAFF	1) Promote salary increase; encourage retention 2) Continue improved communication	1) Present increase to site base council, Dept. of Education to promote increase in budget-ongoing 2) Email, staff meetings, continued education - ongoing
STUDENT/PARENT/FACULTY	Continue to encourage and promote school spirit, sportsmanship, participation and support of athletic programs with all stakeholders	Ongoing - Pep Club Activities, guest speakers, game activities, improved public relations, use of media/web sites for information
BOOSTER CLUBS/SCHOOL FUNDS	Continue to monitor and advise spending of team monies; create more awareness of gender equity	Ongoing - Involve the Title IX/ Athletic Council in more financial issues

Principal's
Signature: 

Date: 4/1/10



**INTERSCHOLASTIC ATHLETICS
SURVEY (FORM T-63)
Summary of Student Responses**

School Year: 2009 - 2010

School Name: Model Laboratory High School

Enrollment
(9-12 Grade): 219 (SHOULD AGREE WITH FORM T-1, COLUMN 1, ROW 3)

Number of 9-11 Grade Students Surveyed: 134

Number of 8th Grade Students Surveyed: 52

Date: 3/19/10

Completed By: Barb Shafer - Athletic Director

Instructions:

1. Summarize the Student Athletics Interest Surveys Form T-61 by listing the total number of responses on the line next to each sport.
2. Under the Other Category please provide a listing of the sports as well as the number of students who are interested in participating.
3. Please sign and date this Summary Form (T-63) and mail this Summary Form only to the KHSAA by April 15. Do not mail the student surveys (Form T-61). However, these Forms should be maintained in your files in the event they are requested subsequently.

186 Number of Surveys
186 Total Returned (*A minimum of 80% return is expected*)
8-11 Grades Surveyed (*Should be grades 9-11 and 8th grade if school has a feeder system*)

100%

Who Administered The Survey? Barb Shafer

How Was The Survey Administered? Grades 9-11 during 2nd block; Grade 8 during 5th block

Give details on how it was administered and to which school group, Example: English classes, or all home rooms, etc. or advisee/advisor?)

KHSAA Sanctioned Fall Sports (List Total Number of Participation Responses)

11 Cross Country (Girls)
9 Cross Country (Boys)
29 Football (Boys)
10 Golf (Girls)
25 Golf (Boys)
43 Soccer (Girls)
26 Soccer (Boys)
29 Volleyball (Girls)

Winter Sport (List Total Number of Participation Responses)

<u>24</u>	Basketball (Girls)
<u>27</u>	Basketball (Boys)
<u>20</u>	Indoor Track (Girls)
<u>9</u>	Indoor Track (Boys)
<u>15</u>	Swimming & Diving (Girls)
<u>12</u>	Swimming & Diving (Boys)
<u>9</u>	Wrestling (Boys)

Spring Sport (List Total Number of Participation Responses)

<u>27</u>	Baseball (Boys)
<u>24</u>	Fast Pitch Softball (Girls)
<u>24</u>	Tennis (Girls)
<u>22</u>	Tennis (Boys)
<u>23</u>	Track (Girls)
<u>16</u>	Track (Boys)

Non-KHSAA Championship Sports (From Student Survey T-61 Question 10)

<u>48</u>	Archery
<u>12</u>	Field Hockey
<u>22</u>	Bowling
<u>2</u>	Gymnastics (Boys)
<u>17</u>	Gymnastics (Girls)
<u>19</u>	Ice Hockey
<u>25</u>	Lacrosse (Boys)
<u>22</u>	Lacrosse (Girls)
<u>23</u>	Rifle
<u>7</u>	Rodeo
<u>7</u>	Slow Pitch Softball
<u>11</u>	Volleyball (Boys)
<u>0</u>	Water Polo
<u>10</u>	Weightlifting
<u>7</u>	Other sports not listed _____

Number of Students who participate in Intramural Sports : 34 Yes ; 142 No
(From Student Survey T-61 Question 5)

Sport	Number
Football	14
Volleyball	2
Soccer	3
Basketball	2
Golf	2
Swim, baseball, softball, tennis	1 per sport

**Model does not offer intramural programs. However, we do have a "turkey bowl" (touch/flag football) event in the fall which is open to all students.

List Intramural Sports students are interested in adding:
 (From Student Survey T-61 Question 6)

Sport	Number
Flag football	36
Volleyball (both boys & girls)	17
Lacrosse (both boys & girls)	13
Archery (both boys & girls)	6
Frisbee (both boys & girls)	4

Participation in Non-School Sports Activities: 139 Yes ; 76 No
 (From Student Survey T-61 Question 7)

Sport	Number
Soccer	27
Softball	13
Swimming	12
Dance	9
Golf	6
Baseball, Basketball	4 per sport

Reasons for not participating in interscholastic athletics: 114 Yes; 64 No
 (From Survey Question 8)

- 21 I prefer other activities such as band, chorus, etc.
- 23 I don't have time
- The practice schedules and game times are
- 10 inconvenient
- 9 The sport I like isn't offered
- 1 It's too expensive
- 3 I prefer to participate in club or intramural sports
- 6 Working
- 15 Other: _____

Student Suggestions to encourage participation

Add more sports - 11	Meet new people	1
Have fun 3	Better equipment	1
Less practices 2	More playing time	1
More Publicity 2	Get in shape	1
Better teams 2	Earn college scholarships	1


 Principal's Signature

4/1/10

Date



**KHSAA TITLE IX RE-VISIT
(FORM T-50)
2009-2010 SCHOOL YEAR**

School Name: Model Laboratory High School

The following persons are to be identified:

School District Title IX Coordinator:

Name	Barbara H. Shafer
Professional Title	Athletic Director
Phone Number	(859) 622-1035
Address	521 Lancaster Avenue Richmond, KY 40475

School Title IX Coordinator:

Name	Barbara H. Shafer
Professional Title	Athletic Director
Phone Number	(859) 622-1035
Address	521 Lancaster Avenue Richmond, KY 40475

The following *signatures* verify the authenticity of the documents included and certify to the KHSAA that the following is an accurate and true representation of the facts surrounding compliance with 20 V.S.C. Sections 1681-1688, it. Seq. (also known as Title IX).

	SIGNATURE	DATE
Principal		4/01/2010
School Title IX Coordinator		4/1/10
Superintendent		4-12-10
District Title IX Coordinator		4/1/10
School Board Chairperson		4-12-10



**KHSAA TITLE IX
(FORM T-50)
2009-2010 SCHOOL YEAR**

(Continued)

School Name: Model Laboratory High School

Gender Equity Review Committee Members:

MEMBER NAME	TITLE	SIGNATURE	DATE	(✓)*
Amy Childers	Parent	<i>Amy Childers</i>	4/7/10	
Amy Hughes	Parent	<i>Amy Hughes</i>	3/31/10	
Theresa Lowe	Parent			
Kenna Middleton	Parent	<i>Kenna Middleton</i>	4/12/10	
Frances Johnson	Parent	<i>Frances Johnson</i>	4/7/10	
Frank Kubala	Parent	<i>Frank Kubala</i>	4/7/10	
Wes Scarberry	Coach/Teacher	<i>Wes Scarberry</i>	4/7/10	
Deanna Johnson	Student Athlete	<i>Deanna Johnson</i>	4/7/10	
Emily Lowe	Student Athlete	<i>Emily Lowe</i>	4/7/10	
Shelby Schneid	Student Athlete	<i>Shelby Schneid</i>	4/7/10	
Hunter Conner	Student Athlete	<i>Hunter Conner</i>	4/7/10	
Michael Hughes	Student Athlete	<i>Michael Hughes</i>	4-7-10	
Anders Kipp	Student Athlete	<i>Anders Kipp</i>	4/13/10	

- Please check (✓) if Gender Equity Review Committee members have reviewed this final submission.